






# City of Kewanee Recycling Program





*Your participation will make this program a success!*  
Place recyclables at the curb on your normal trash collection day.



## Place in Transparent Blue Bag #1 *Glass-Cans-Plastics (all together)*

Recyclable	What Can be Recycled	What Can't be Recycled	Preparation
<b>Glass</b> 	<ul style="list-style-type: none"> <li>♻ Glass Containers: Clear, brown, green or blue</li> <li>♻ Juice bottles</li> <li>♻ Beer or wine bottles</li> <li>♻ Mayonnaise or other food jars</li> </ul>	<ul style="list-style-type: none"> <li>⊘ Light bulbs</li> <li>⊘ Crystal or mirrors</li> <li>⊘ Coffee mugs, plates, or other ceramics</li> <li>⊘ Drinking or canning glassware</li> <li>⊘ Window glass</li> </ul>	Rinse well Remove lids  <b>⊘ DO NOT BREAK!</b>
<b>Cans/Metals</b> 	<ul style="list-style-type: none"> <li>♻ Beverage cans</li> <li>♻ Soup, fruit &amp; vegetable cans</li> <li>♻ Aluminum foil &amp; pie pans</li> </ul>	<ul style="list-style-type: none"> <li>⊘ Sharps (needles) or hazardous material containers</li> </ul>	Rinse well Bend lids if included and sharp edges are exposed
<b>Plastics #1— #5 &amp; #7</b> 	<ul style="list-style-type: none"> <li>♻ #1— #5 &amp; #7 POURSPOUT bottles! Includes milk, juice &amp; most other beverage containers.</li> </ul>	<ul style="list-style-type: none"> <li>⊘ Plastic bags or wrap</li> <li>⊘ Styrofoam</li> <li>⊘ Oil or other hazardous material containers</li> <li>⊘ Plastic tableware</li> <li>⊘ Film canisters</li> <li>⊘ Tropicana bottles</li> </ul>	Rinse well Remove caps Flatten after rinsing

## Place in Transparent Blue Bag #2 *Paper & Fiber Materials*

Recyclable	What Can be Recycled	What Can't be Recycled	Preparation
<b>Newsprint</b> 	<ul style="list-style-type: none"> <li>♻ Newspapers &amp; inserts</li> </ul>	<ul style="list-style-type: none"> <li>⊘ Paper towels/napkins</li> </ul>	Keep paper dry!
<b>White Paper &amp; other products</b> 	<ul style="list-style-type: none"> <li>♻ Magazines &amp; catalogs</li> <li>♻ Phone books</li> <li>♻ Junk mail</li> <li>♻ Office paper</li> <li>♻ Envelopes, copy paper &amp; mixed paper</li> </ul>	<ul style="list-style-type: none"> <li>⊘ Construction paper or bright colored paper</li> <li>⊘ Photographs</li> </ul>	Remove paper clips, binder clips and other non-paper items  Keep products dry
<b>Chipboard</b> 	<ul style="list-style-type: none"> <li>♻ Cereal &amp; tissue boxes</li> <li>♻ Shoe boxes</li> <li>♻ Gray paper egg cartons</li> <li>♻ Toilet &amp; paper towel tubes</li> <li>♻ Beer and soda boxes</li> </ul>	<ul style="list-style-type: none"> <li>⊘ Wax covered chipboard including milk cartons and beverage boxes</li> </ul>	Flatten & tie with string or tape
<b>Cardboard</b> 	<ul style="list-style-type: none"> <li>♻ Corrugated cardboard Includes almost any larger box corrugated material</li> </ul>	<ul style="list-style-type: none"> <li>⊘ Wax covered boxes</li> </ul>	Flatten & tie with string or tape No larger than 3' x 3' Keep dry <b>DOES NOT NEED TO BE BAGGED</b>